




DOMPDF\_ENABLE\_REMOTE is set to FALSE

[http://imt.boatwizard.com/images/1/57/82/3275782\\_0\\_20110214135923\\_1\\_0.jpg](http://imt.boatwizard.com/images/1/57/82/3275782_0_20110214135923_1_0.jpg)



## Lagoon 560

ES - Ask for the price

### Description

ESTADO IMPECABLE.

### Info

- Designer: Marc Van Peteghem & Vincent Lauriot Prévost

## Dimensions

- L.O.A: 17.07m
- Beam: m
- Max Draft: 1.5m

## Propulsion

- Engines: 2
- Engine Make: Yanmar
- Engine Model:
- Engine Model Year:
- Engine Potencia: 55.93CV
- Engine Fuel Type: diesel
- Boat Engine Type:

## Hull

- Material: Fiberglass
- Diseño: Catamaran

## Fuel tank

- Capacidad: 200.63 liters
- Cantidad: 2

## Water tank

- Capacidad: 299.05 liters
- Cantidad: 1

























































































## Construction

Building process: infused FRP and FRP composite with balsa core and polyester and high quality anti osmotic resin. Hull bottom and keels in solid infused laminate  
Infused balsa core structural bulkheads  
Light grey paint coat in bilges  
White gel coat hulls  
White gel coat decks with non diamond skid areas.

## Cockpit

Cockpit and salon on one level (no steps)  
Non skid cockpit floor (or optional cockpit floor in teak)  
U-shaped settee with 3 storages.  
Polished teak cockpit table  
Cockpit locker on portside of the cockpit: 1 door, 1 sink + mixer tap, white resin countertop (Optional Ice maker or cockpit fridge 80L / 21US gal).  
16 spotlights recessed in hard top ceiling  
Aft crossbeam with 3 storage lockers and room for 2 x 10-person life rafts, stainless steel railing, storage for gas bottle (13kg /28lbs)  
3 storage lockers with access from the cockpit

## Accommodations


**2 versions**  
4 CABIN VERSION (owner's cabin in starboard hull): galley in the saloon  
5 CABIN VERSION (3 cabins in the port hull): galley in the saloon  
Starboard hull and galley in the saloon common to both versions.  
**Salon**  
Access from the cockpit through sliding & locking door  
3 storage under floors with hinged panels and lifting arm (3)  
4 opening hatches on the front windows.  
Forward window curtains  
Companionway steps port and starboard behind mast bulkhead.  
**Forward starboard cabin**  
Access from the saloon through fwd stbd companionway  
Closing the cabin with a normal door.  
Queen size bed (2,05m x 1,60m / 6'9" x 5'3") with side access and wood slats under mattress.  
Hanging locker with storage above + bottle and glass holder.  
Under bed storage.  
High cabinet in 2 parts:  
Upper part: 2 doors, hanging locker with light and shelves.  
Lower part: 1 flap + 2 outboard side lockers  
High cabinet with storage locker with upper shelf  
Shelves, bookshelf on 2 levels (TV option)  
Shelf at desk height along outboard side  
Desk with flap  
3 shoe storages under shelf.  
1 opening port hole.  
1 large one way fixed hull window  
Blind window curtains  
1 opening deck hatch with mosquito screen and blind  
Direct access to the bathroom (mirror behind door)  
Minimum headroom 2.05m (6'9" ft)  
1 x 220 V outlet at desk.  
Upholstered panels on ceiling liners.  
General cabin lighting with two way switch by bed side and reading lights.  
Indirect lighting under 1st shelf level and under coving.  
Two way switch bedside storage and cabin entrance.  
**Forward starboard bathroom**  
Access to the bathroom from the cabin.  
Solid resin countertop (white color).  
Mixer tap.  
Cabinet under sink.  
Teak floor.  
Storage and mirror outboard side.  
Fresh water manual toilet  
Black water tank inside shelf inboard  
Toilet paper holder  
Soap holder  
Minimum headroom 2,05 m (6'9" ft)  
Separate shower stall with Plexiglas door.  
Storage in the shower.  
Teak floor in shower and peripheral drain.  
Deck hatch in shower  
Teak seat  
Opening deck hatch with mosquito screen and blind  
3 spotlights


## Engine

Engine access through large deck hatches  
Stainless steel gas struts on hatches  
Yanmar 75 HP diesel engines – sail drive  
Engine throttles and control panel on steering station on flybridge  
2 fixed propellers  
Ventilation system (natural aspiration and forced extraction)  
1 x 220 V outlet per engine room  
2 engine room lights  
Sound insulation of engine compartments: foam on bulkheads

DOMPDF\_ENABLE\_REMOTE is set to FALSE


[http://imt.boatwizard.com/images/1/57/82/3275782\\_0\\_20110214135923\\_2\\_0.jpg](http://imt.boatwizard.com/images/1/57/82/3275782_0_20110214135923_2_0.jpg)







DOMPDF\_ENABLE\_REMOTE is set to FALSE

[http://imt.boatwizard.com/images/1/57/82/3275782\\_0\\_20110214135923\\_4\\_0.jpg](http://imt.boatwizard.com/images/1/57/82/3275782_0_20110214135923_4_0.jpg)









DOMPDF\_ENABLE\_REMOTE is set to FALSE

[http://imt.boatwizard.com/images/1/57/82/3275782\\_0\\_20110214140026\\_3\\_0.jpg](http://imt.boatwizard.com/images/1/57/82/3275782_0_20110214140026_3_0.jpg)











DOMPDF\_ENABLE\_REMOTE is set to FALSE

[http://imt.boatwizard.com/images/1/57/82/3275782\\_0\\_20110214140253\\_2\\_0.jpg](http://imt.boatwizard.com/images/1/57/82/3275782_0_20110214140253_2_0.jpg)





DOMPDF\_ENABLE\_REMOTE is set to FALSE

[http://imt.boatwizard.com/images/1/57/82/3275782\\_0\\_20110214140253\\_4\\_0.jpg](http://imt.boatwizard.com/images/1/57/82/3275782_0_20110214140253_4_0.jpg)

